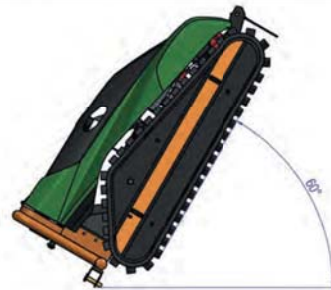

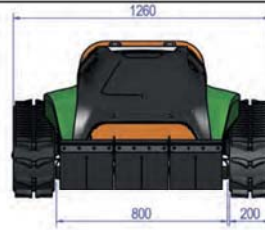




# Green Climber F23

## SPECIFICHE TECNICHE TECHNICAL SPECIFICATIONS

<b>PENDENZA DI LAVORO</b> MAX. WORKING GRADIENT	60° - 173%
<b>2 VELOCITÀ</b> 2 SPEED	7 Km/h (LOW SPEED) 18 Km/h (HIGH SPEED)
<b>MOTORE</b> ENGINE	KAWASAKI F570V EFI AIR COOLED - V TWIN
<b>POTENZA MOTORE</b> ENGINE POWER	16.6 kW, 22 HP NET POWER GROSS POWER 25.5HP
<b>NORMATIVE SULLE EMISSIONI</b> EMISSIONS REGULATIONS COMPLIANCE	STAGE V e EPA TIER 4 FINAL
<b>CARBURANTE</b> FUEL	BENZINA PETROL
<b>CAPACITÀ SERBATOIO CARBURANTE</b> FUEL TANK CAPACITY	21L 5.6gal
<b>LARGHEZZA DI TAGLIO</b> CUTTING WIDTH	800MM
<b>NUMERO DI LAME</b> NUMBER OF BLADES	2 COLTELLI MDB MOD.DELTA 2 MDB DELTA BLADES
<b>ALTEZZA TAGLIO</b> CUTTING REIGH	3 TO 12cm REGOLABILE ELETTRONICAMENTE ELECTRONICALLY ADJUSTABLE
<b>PESO A SECCO</b> DRY WEIGHT	470 kg 1038 lbs
<b>TIPO DI TRAZIONE</b> TRACTION DRIVE	TRASMISSIONE IDROSTATICA CON CONTROLLO ELETTRONICO PROPORZIONALE HYDROSTATIC TRANSMISSION ELECTRONIC PROPORTIONAL
<b>TRASMISSIONE DEL RASAERBA</b> MOWER DRIVE	FRIZIONE/FRENO ELETTRONICO CON 2 CINGHIE TRAPEZOIDALI - S'OP RAPIDO 2 BELT DRIVE WITH ELECTROMAGNETIC CLUTCH/BRAKE - FAST STOP



**Green Climber**  
STAGE V ready




**F23 F300PRO LV300PRO LV400PRO LV500PRO LV600Plus LV800 LV1400**





**GANCIO DI TRAINO**  
**TOWING HITCH**




**SOTTOCARRO ROBUSTO**  
**CON RULLI IN ACCIAIO,**  
**SISTEMA ANTIDERAGLIAMENTO**  
**DEL CINGOLO**  
**E TENSIONATORE A GRASSO.**

**TOUGH UNDERCARRIAGE**  
**WITH STEEL ROLLERS,**  
**ANTI-DETRACKING SYSTEM**  
**AND GREASE TENSIONER**



**LAME ROTANTI IN ACCIAIO**  
**SPECIALE**  
**TOUGH SWINGING BLADE**



**NESSUN PROBLEMA PER**  
**IL TAGLIO DELL'ERBA ALTA**  
**HIGH GRASS**  
**NO PROBLEM**



**TAGLIA IN ENTRAMBI I VERSI**  
**BI-DIRECTIONAL CUTTING**



**ALTEZZA LAMA**  
**RASAERBA REGOLABILE**  
**ELETTRONICAMENTE**  
**CUTTING HEIGHT**  
**ELECTRONICALLY ADJUSTABLE**



**LA GUIDA È ESTREMAMENTE FACILE E PRECISA**  
**DATO CHE AVANZAMENTO E STERZATA DEI CINGOLI**  
**AVVENGONO ATTRAVERSO UN UNICO JOYSTICK,**  
**LASCIANDO A DISPOSIZIONE L'ALTRA MANO PER**  
**TUTTE LE ALTRE FUNZIONI DEL RADIOCOMANDO.**

**DRIVING IS EXTREMELY EASY AND PRECISE SINCE THE**  
**ADVANCEMENT AND STEERING OF THE TRACKS TAKE**  
**PLACE THROUGH A SINGLE JOYSTICK, LEAVING THE**  
**OTHER HAND FREE FOR ALL THE OTHER FUNCTIONS**  
**OF THE REMOTE CONTROL.**







# Green Climber F300 Pro

**MAINTENANCE  
ROADSIDE**



**Green Climber**  
STAGE V ready






## PRACTICAL AND FAST



## EASILY TRANSPORTABLE



## IT CAN TACKLE STEEP SLOPES UP TO 60° IN ALL DIRECTIONS



# Green Climber F300 Pro

## MAINTENANCE ROADSIDE

### COMPACT

Green Climber is a machine designed to carry out green maintenance along roadsides, particularly on inconvenient or dangerous to reach terrain. Its light weight and versatility make Green Climber extremely useful.

### TRACKED UNDERCARRIAGE

The patented anti-detracking system and its light weight allow the machine to operate on steep slopes up to 60° in all directions.

### SAFETY

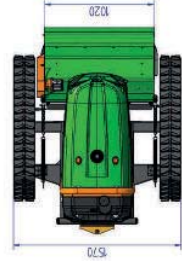
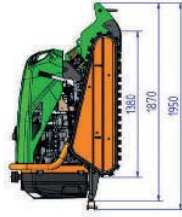
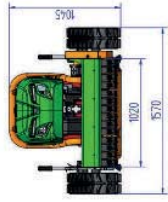
All machine movements can be carried out with the remote control which has a long range of action up to 150m.

## TECHNICAL CHARACTERISTICS

DRY WEIGHT WITHOUT ACCESSORY	785 Kg
MAX WORKING GRADIENT	60° IN ALL DIRECTIONS
SIDE-SHIFTING	NO
SPEED	7 km/h
DIESEL ENGINE	YANMAR
CYLINDERS	N° 3
EPA TIER 4 FINAL - STAGE 5	YES
ENGINE POWER	17.8 KW @3000 RPM
ENGINE TORQUE	60 Nm @1800 RPM
COOLING SYSTEM	LIQUID
FUEL TANK CAPACITY	21 lt
REVERSIBLE RADIATOR FAN	YES
CUTTING WIDTH	100 cm

## RELIABILITY WITH REDUCED MAINTENANCE COSTS

Statistics developed by the German road authorities that use the Green Climber machines state that the MDB machines guarantee greater reliability and an operating cost 1/3 lower than our competitors (in comparison with machines in the same category).



## MAXIMUM SAFETY FOR THE OPERATOR



## HANDY FOR PUBLIC WORKS



## REMOTE-CONTROLLED



**MDB SRL** Via Cupone 13 - 66022 - Fossacesia (CH) Italia [www.mdb srl.com](http://www.mdb srl.com) - info@mdb srl.com - Tel 0872 50221 - 0872 57617 - Fax 0872 578736

Eastern Farm Machinery Ltd., 10 Nicholas Beaver Rd. Puslinch, On. N0B 2J0, T 51976332400, F 51976333930, sales@easternfarmmachinery.com





# Green Climber L13000 Pro

**MAINTENANCE**

ROADSIDE  
FORESTRY  
WINTER



**CHIPPER**



**SPRAYER**



**MOWER**



**Green Climber**  
STAGE V ready





# Green Climber L1300 Pro

## MAINTENANCE

ROADSIDE  
FORESTRY  
WINTER

### VERSATILITY

Green Climber is a machine designed to carry out green maintenance along roadsides, particularly on inconvenient or dangerous to reach terrain. Its light weight and versatility make Green Climber extremely useful.

### EXTENDABLE TRACKED UNDERCARRIAGE

The extendable undercarriage and its light weight allow the machine to operate on steep slopes up to 60° in all directions.

### SAFETY

All machine movements can be carried out with the remote control which has a long range of action up to 150m.

### HYDRAULIC SIDE-SHIFTING

The attachment plate has hydraulic side-shifting of a total of 400mm hydraulically + 400mm manually.

### QUICK COUPLING SYSTEM

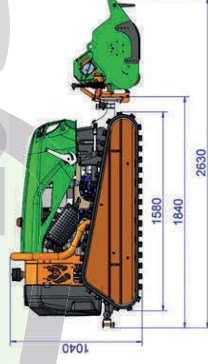
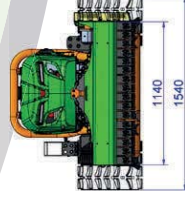
The Green Climber's quick coupling system has been designed to guarantee the interchangeability of attachments extremely fast; it is also equipped with a standard hydraulic multiconnection plate.

## TECHNICAL CHARACTERISTICS

DRY WEIGHT WITHOUT ACCESSORY	850 KG
MAX WORKING GRADIENT	60°
SIDE-SHIFTING	YES
SPEED	7 KM/H
DIESEL ENGINE	YANMAR 3 CYLINDRI
EPA TIER 4 FINAL - STAGE 5	YES
ENGINE POWER	30.2 @3000 RPM
ENGINE TORQUE	78.9-85.9 NM @1800 RPM
COOLING SYSTEM	LIQUID
FUEL TANK CAPACITY	21 LT
REVERSIBLE RADIATOR FAN	YES
EXTENDABLE UNDERCARRIAGE TRACKS	YES
CUTTING WIDTH	115 CM
SERVICE PUMPS	13 lt @ 180bar
MAIN ACCESSORY LINE	45 lt @ 250bar

## RELIABILITY WITH REDUCED MAINTENANCE COSTS


Statistics developed by the German road authorities that use the Green Climber machines state that the MDB machines guarantee greater reliability and an operating cost 1/3 lower than our competitors (in comparison with machines in the same category).



## WIDE RANGE OF ATTACHMENTS




## STUMPGRINDER



## REMOTE-CONTROLLED



## SNOWBLOWER




## EASILY TRANSPORTABLE



## POST MOWER



## IT CAN TACKLE STEEP SLOPES UP TO 60° IN ALL DIRECTIONS



**MDB SRL** Via Cupone 13 - 66022 - Fossacesia (CH) Italia [www.mdb srl.com](http://www.mdb srl.com) - Tel +39 0872 50221 - +39 0872 57617 - Fax +39 0872 578736

Eastern Farm Machinery Ltd., 10 Nicholas Beaver Rd. Puslinch, On. N0B 2J0, T 5197632400, F 5197633930, [sales@easternfarmmachinery.com](mailto:sales@easternfarmmachinery.com)





28 kW / 38 HP



60°



1170 - 1570 mm



940 kg



## LV 400 PRO – RELIABLE AND FLEXIBLE FOR PROFESSIONAL LANDSCAPE MAINTENANCE

- Powerful HIGH-EFFICIENT YANMAR DIESEL ENGINE (3 cylinders) without turbo lag
- 400 mm hydr. + 400 mm mech. Side adjustment of the implement
- No risk of tipping thanks to the LOW-CENTER chassis with hydraulic track width adjustment (1170 - 1570 mm)
- Compact design + low center of gravity (470 mm) + low weight makes for very good slope stability up to an incline of 60 °
- Hydraulic lifting of the implement
- DRAGONE mulching head (1200 mm working width)
- Patented MDB engine lubrication for undisturbed continuous use on steep slopes up to 75 ° inclination
- HIGH-POWER hydraulic system with 4 independent axial piston pumps + Hydraulic oil cooler
- QUICK-RELEASE quick-change attachment = mech. + hydr. Quick coupler (multi coupler) for quick & easy change of attachments
- IMET HIGH-PRECISION radio system with 4-way joystick = fail-safe through Working in the high frequency range
- Robust chassis made of HARDOX steel with Underbody protection + reinforcement struts
- Unique chain guide with 10 rollers and central support
- Water cooling with CLEAN-FIX reversible fan (automatic fan cleaning)
- ON-board battery charger for radio control

### MDB LV 400 PRO

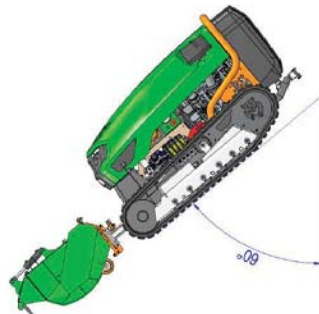
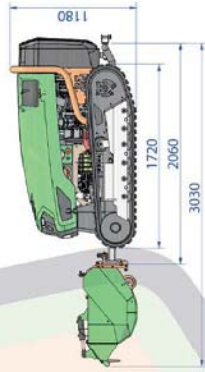
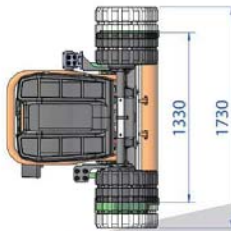
Motor output	28 kW / 38 Hp
Motor	YANMAR-Dieselmotor
Torque	110 Nm
Hydraulic output	60 l / min @ 250 bar
Maximum operating angle	60°
Side shift attachment	800 mm
Chassis adjustment	400 mm (1170 - 1570 mm)
Dimensions (LxWxH)	1800x1170-1570x105
Weight	940 kg





# Green Climber LV500 Pro

MANUTENZIONE | STRADALE  
FORESTALE | INVERNALE



## SPECIFICHE TECNICHE TECHNICAL SPECIFICATIONS

PESO A SECCO DELLA MACCHINA WEIGHT WITHOUT OIL	1260 KG
PENDENZA DI LAVORO WORK GRADIENT	60°
TRASLAZIONE ATTRIZZO ATTACHMENT SHIFTSHIFTING	500 mm Hydro+ 560 mm Mechanical
VELOCITÀ SPEED	8 Km/h
MOTORE DIESEL DIESEL ENGINE	YANMAR 4TNV88C
CILINDRIS CYLINDERS	N° 4
EPA TIER 4 FINAL + STAGE 5 READY	YES
POTENZA MOTORE ENGINE POWER	50 HP - 36 KW
COPPIA ENGINE TORQUE	146 Nm @ 1950 rpm
MOTORE TORQUE COOLING SYSTEM	LIQUID
VENTOLA RADIATORE REVERSIBILE REVERSIBLE RADIATOR FAN	YES
CAPACITÀ SERBATOIO CARBURANTE FUEL TANK CAPACITY	28 lt
CONDENSATORE SERRATOIO OLIO IDRAULICO HYDRAULIC OIL TANK CAPACITY	32 lt
SISTEMA DI ALLARGAMENTO CARREREGGIA TRACK WIDENING	1510 mm (CLOSED) 1740 mm (OPEN)
LARGHEZZA DI TAGLIO CUTTING WIDTH	125 cm
PESO TRINCA STD STD FLAIL WEIGHT	227 Kg
POMPA PRINCIPALE ACCESSORIO MAIN ATTACHMENT PUMP	65 lt @ 300 bar
POMPA SERVIZI SERVICE PUMP	20 lt @ 180 bar
LINEE IDRAULICHE ACCESSORIE HYDRAULIC AUX LINES	3



**Green Climber**  
STAGE V ready



MDB S.r.l. Via Cupone, 13 - 66022 Fossacesia (CH) Italia - [www.mdb srl.com](http://www.mdb srl.com) - Tel. +39 0872 50221/57617



Eastern Farm Machinery Ltd., 10 Nicholas Beaver Rd. Puslinch, On. N0B 2J0, T 5197632400, F 5197633930, [sales@easternfarmmachinery.com](mailto:sales@easternfarmmachinery.com)



## WINTER ROAD SERVICE



## BORDI STRADALI ROAD BANKS



## RADIOCOMANDOATO / REMOTE CONTROLLED

Tutti i movimenti della macchina sono proporzionali ed effettuabili con il radiocomando ed elevato raggio di azione.  
La sicurezza dell'operatore è un nastro focus: l'uso del radiocomando e non espone direttamente l'operatore a rischi indotti dall'attività lavorativa: rumore, vibrazioni, esposizione a gas di scarico, proiezione di materiali, ecc.

All the movements of the machine are proportional and can be carried out with the remote control which has a longer range of action.  
The operator's safety is our focus: the use of the remote control does not expose the operator directly to risks induced by work: noise, vibrations, exposure to exhaust gas, flying objects, etc.

## AFFIDABILITÀ A COSTI RIDOTTI

### RELIABILITY WITH REDUCED MAINTENANCE COSTS

Secondo le statistiche elaborate dagli enti stradali tedeschi che fanno uso delle macchine Green Climber, a parità di utilizzo, le nostre macchine garantiscono una maggiore affidabilità oltre ad un costo operativo di 1/3 inferiore rispetto ai nostri competitor.

Statistics developed by the German road authorities that use the Green Climber machines state that the MOB machines guarantee greater reliability and an operating cost 1/3 lower than our competitors (in comparison with machines in the same category).

## SISTEMA DI ATTACCO RAPIDO QUICK COUPLING SYSTEM



Il sistema di attacco rapido del Green Climber è stato studiato per garantire l'intercambiabilità degli accessori rapidamente; inoltre, è dotata di piastra idraulica multicommissione di serie.

The Green Climber quick coupling system has been designed to guarantee a fast interchangeability of accessories; furthermore, the machine is equipped with a standard multi-connection hydraulic plate.

## PIASTRA TRASLABILE SIDE-SHIFTING PLATE

Il traslatore idraulico integrato permette la regolazione laterale dell'attrezzo di 500mm.

The integrated hydraulic side-shifting plate allows for lateral adjustment of the attachment of up to 500mm.

## SOTTOCARRO CINGOLATO ALLARGABILE EXTENDABLE UNDERCARRIAGE

Sottocarro progettato per l'utilizzo in forti pendenze con sistema antideragliamento del cingolo. Il suo sistema di allargamento della carreggiata di ulteriori 400 mm, che abbassa notevolmente il baricentro, permette di lavorare in totale sicurezza su a pendenze fino a 60°.

The undercarriage is designed for use on steep slopes with an anti-tracking system of the track. The extra 400mm widening system of the undercarriage, which also lowers the baricenter considerably, allows the Green Climber machine to work in complete safety on slopes up to 60°.

## FACILMENTE TRASPORTABILE

## EASILY TRANSPORTABLE



## MOTORIZZAZIONE ENGINE POWER

Potente MOTORE DIESEL YANMAR Acilindri conforme alle normative Stage V ed EPA Tier 4 Final con lubrificazione del motore brevettata da MOB per un uso continuo su pendii ripidi fino a 60°

Powerful 4-cylinder YANMAR DIESEL ENGINE complying with Stage V and EPA Tier 4 Final standards. Engine lubrication patented by MOB for continuous use on steep slopes of up to 60°



## STANDARD



## HI-TRACTION




## RAMPONI IN METALLO


## VERSATILITÀ VERSATILITY

Green Climber è una macchina concepita per eseguire lavori di manutenzione di terreni erbosi, bordi stradali ed autostradali particolarmente scomodi o pericolosi da raggiungere. Il suo peso contenuto e la sua totale versatilità rendono Green Climber un mezzo di estrema utilità anche in altri campi di utilizzo.

Green Climber is a machine conceived to carry out maintenance work on road banks and highways that are particularly inconvenient or dangerous to reach. Its low weight and total versatility make Green Climber an extremely useful and advantageous machine also for other uses.



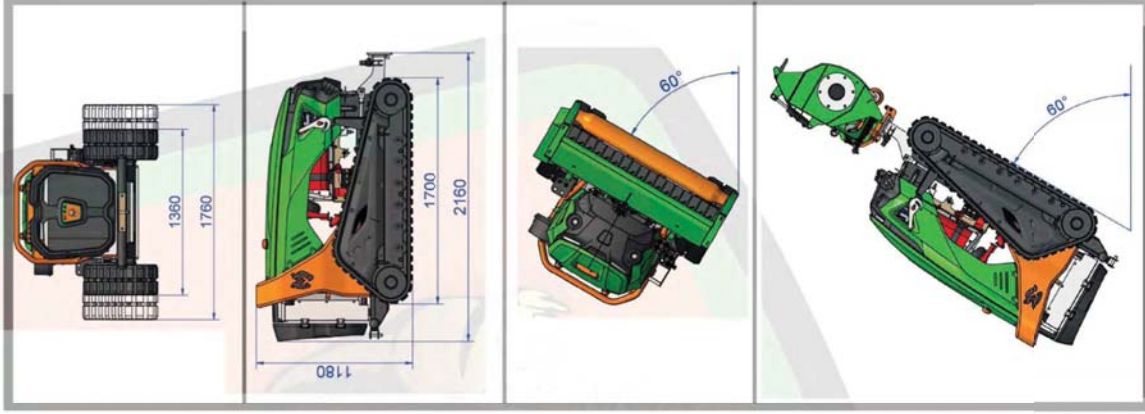




# Green Climber LV600+ PLUS

## SPECIFICHE TECNICHE TECHNICAL SPECIFICATIONS

PESO A SECCO DELLA MACCHINA Dry Weight	1450 KG
PENDENZA DI LAVORO Work Gradient	60°
TRASLAZIONE ATTREZZO Attachment Shifting	400 mm Hydra+ 400 mm Mechanical
VELOCITÀ Speed	8 Km/h
MOTORE DIESEL Diesel Engine	KOHLER TURBO COMMON RAIL INTERCOOLER
CILINDRI Cylinders	N° 3
EPA TIER 4 FINAL 6 STAGE 5 READY	YES
POTENZA MOTORE Engine Power	56 HP - 42 KW
COPPIA Engine Torque	225Nm@1500rpm
RAFFREDDAMENTO MOTORE Water Pump	LIQUID
VERTICALE RAVVIAZIONE REVERSIBILE Reversible Radial Fan	YES
CAPACITÀ SERBATOIO CARBURANTE Fuel Tank Capacity	32 lt
CAPACITÀ SERBATOIO OLIO IDRAULICO Hydraulic Oil Tank Capacity	47 lt
SISTEMA DI ALLARGAMENTO CARREGGIATA Extendable Undercarriage	1360 mm (CLOSED) 1760 mm (OPEN)
LARGHEZZA DI TAGLIO Cutting Width	130 cm
PESO TRINCHIA STD Std Pallet Weight	250 Kg
POMPA PRINCIPALE ACCESSORIO Main Attachment Pump	83 lt @ 320 bar
POMPA SERVIZI Service Pump	20 lt @ 180 bar
USCITE IDRAULICHE ACCESSORIE Hydraulic Aux Lines	2



**Green Climber**  
STAGE V ready



MDB S.r.l. Via Cupone, 13 - 66022 Fossacesia (CH) Italia - [www.mdb srl.com](http://www.mdb srl.com) - Tel. +39 0872 50221/57617



Eastern Farm Machinery Ltd., 10 Nicholas Beaver Rd. Puslinch, On. N0B 2J0, T 5197632400, F 5197633930, [sales@easternfarmmachinery.com](mailto:sales@easternfarmmachinery.com)





**TURBONEVE** **SNOW BLOWER**



**RADIOCOMANDATO / REMOTE CONTROLLED**

Tutti i movimenti della macchina sono proporzionali ed effettuabili con il telecomando ad elevato raggio di azione. La sicurezza dell'operatore è un nostro focus: l'uso del telecomando e non essere direttamente l'operatore a rischi, indotti dall'attività lavorativa: rumore, vibrazioni, esposizione a gas di scarico, proiezione di materiali, ecc.

All the movements of the machine are proportional and can be carried out with the remote control which has a long range of action. The operator's safety is our focus: the use of the remote control does not expose the operator directly to risks induced by work: noise, vibrations, exposure to exhaust gas, flying objects, etc.




**RASA ERBA INTERFILARE** **SWINGING DISK MOWER**



**BARRA FALCIANTE** **CUTTER BAR**



**ATOMIZZATORE** **SPRAYER**



**TOSA ERBA**

**LAWN MOWERS**




**FACILMENTE TRASPORTABILE**

**EASILY TRANSPORTABLE**



**CIPPATRICE**

**WOOD CHIPPER**



**FRESA TRONCHI**

**STUMP GRINDER**

**AFFIDABILITÀ A COSTI RIDOTTI**  
**RELIABILITY WITH REDUCED MAINTENANCE COSTS**

Secondo le statistiche elaborate dagli enti stradali tedeschi che fanno uso delle macchine Green Climber, a parità di utilizzo, le nostre macchine garantiscono una maggiore affidabilità oltre ad un costo operativo di 1/3 inferiore rispetto ai nostri competitor.

Statistics developed by the German road authorities that use the Green Climber machines state that the MD8 machines guarantee greater reliability and an operating cost 1/3 lower than our competitors (in comparison with machines in the same category).

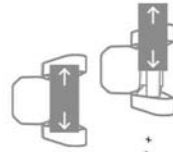
**SISTEMA DI ATTACCO RAPIDO**  
**QUICK COUPLING SYSTEM**



Il sistema di attacco rapido del Green Climber è stato studiato per garantire l'intercambiabilità degli accessori rapidamente; inoltre, è dotato di piastra idraulica multiconnessione di serie.

The Green Climber quick coupling system has been designed to guarantee a fast interchangeability of accessories; furthermore, the machine is equipped with a standard multi-connection hydraulic plate.

**PIASTRA TRASLABILE**  
**SIDE-SHIFTING PLATE**



La piastra inferiore può traslare di 400mm idraulicamente + 400mm manualmente.

The front plate can side-shift 400mm hydraulically + 400mm manually.

**SOTTOCARRO CINGOLATO ALLARGABILE**  
**EXTENDABLE UNDERCARRIAGE**

Sottocarro progettato per l'utilizzo in forti pendenze con sistema antideragliamento del cingolo. Il suo sistema di allargamento della carreggiata di 1400 mm, che abbassa notevolmente il baricentro, permette di lavorare in totale sicurezza su a pendenze fino a 60°.

The undercarriage is designed for use on steep slopes with an anti-deracking system of the track. The extra 400mm widening system of the undercarriage, which also lowers the baricenter considerably, allows the Green Climber machine to work in complete safety on slopes up to 60°.

**MOTORIZZAZIONE**  
**ENGINE POWER**



LV600 monta un motore diesel turbo intercooler common rail con consumi ridotti, una coppia alta anche a basso regime di giri; inoltre ha un sistema brevettato che garantisce la lubrificazione del motore su pendenze estreme. Rispetta la normativa EPA-TIER4 FINAL, oltre ad essere già pronto per lo standard EU Stage V.

LV600 is equipped with a common rail turbo intercooler diesel engine with low fuel consumption, high torque even at low rpm; moreover, it has a patented system that guarantees engine lubrication on extreme slopes. It complies with the EPA-TIER4 FINAL standard and is already ready for the EU Stage V standard.



**STANDARD**

**HI-TRACTION**

**RAMPMI IN METALLO**

**VERSATILITÀ**  
**VERSATILITY**

Green Climber è una macchina concepita per eseguire lavori di manutenzione di terreni erbosi, bordi stradali ad autostrade, particolarmente scomodi o pericolosi da raggiungere. Il suo peso contenuto e la sua totale versatilità rendono Green Climber un mezzo di estrema utilità anche in altri campi di utilizzo.

Green Climber is a machine designed to carry out maintenance work on road banks and highways that are particularly inconvenient or dangerous to reach. Its low weight and total versatility make Green Climber an extremely useful and advantageous machine also for other uses.

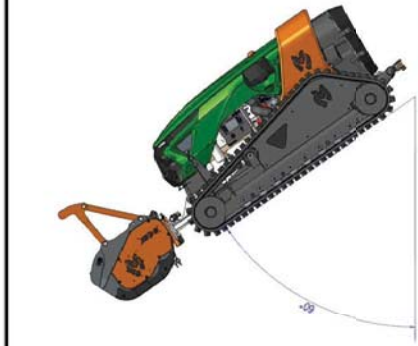

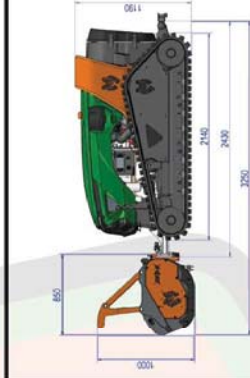
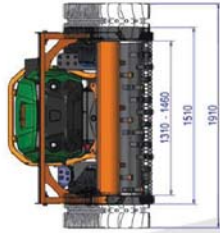




# Green Climber LV800

STRADALE  
FORESTALE  
INVERNALE

MANUTENZIONE



## SPECIFICHE TECNICHE TECHNICAL SPECIFICATIONS

PCSO A SECCO DELLA MACCHINA DBF WEIGHT	1750 KG
PENDENZA DI LAVORO WORK GRADIENT	60°
TRASLAZIONE ATTREZZO ATTACHMENT SHIFTS	500 mm Hydra+ 564 mm Mechanical
VELOCITÀ SPEED	9 Km/h
MOTORE DIESEL DIESEL ENGINE	KOHLER K012504 TCR COMMON RAIL INTER-COOLER
CILINDRI CYLINDERS	N° 4
EPA TIER 4 FINAL e STAGE 5 READY	YES
POTENZA MOTORE ENGINE POWER	75,5 HP - 55 KW
COPPIA ENGINE TORQUE	300Nm@1500rpm
RAFFREDDAMENTO MOTORE COOLING SYSTEM	LIQUID
VENTOLA RADIATORE REVERSIBILE RADIATOR FAN	YES (hydraulic control)
CAPACITÀ SERBATOIO CARBURANTE FUEL TANK CAPACITY	52 lt
CAPACITÀ SERBATOIO OLIO IDRAULICO HYDRAULIC OIL TANK CAPACITY	47 lt
SISTEMA DI ALLARMENTO CARREGGIATA EXTENSIBLE UNDERCARRIAGE	1910 mm (CLOSED) 1910 mm (OPEN)
LARGHEZZA DI TAGLIO CUTTING WIDTH	150 cm
POMPA PRINCIPALE ACCESSORIO HYDRAULIC AUXILIARY PUMP	105LIT/MIN @ 350 bar
POMPA SERVIZI SERVICE PUMP	20 lt @ 160 bar
USCITE IDRAULICHE ACCESSORIE HYDRAULIC AUX LINES	3 PROPORTIONAL
ATTACCO IDRAULICO RAPIDO MULTIPLE HYDRAULIC QUICK CONNECTION	YES
ARGANO A DISTANZA (OPZIONALE) REMOTE CONTROLLED WINCH (OPTIONAL)	12 V INTEGRATED WITH THE MACHINE



**Green Climber**  
STAGE V ready



F23



F300PRO



LV300PRO



LV400PRO



LV500PRO



LV600Plus



LV800



LV1400



MDB S.r.l. Via Cupone, 13 - 66022 Fossacoscia (CH) Italia - www.mdbstf.com - Tel +39 0872 50221/57617

Eastern Farm Machinery Ltd., 10 Nicholas Beaver Rd. Puslinch, On. N0B 2J0, T 5197632400, F 5197633930, sales@easternfarmmachinery.com



## TRINCIA FORESTALE MDB MDB FORESTRY FLAIL



## FRESA TILLER



## FRESA TRONCHI STUMP GRINDER



## ATOMIZZATORE SPRAYER



## RADIOCOMANDATO / REMOTE CONTROLLED

Tutti i movimenti della macchina sono proporzionali ed effettuabili con il radiocomando ad elevabile raggio di azione. La sicurezza dell'operatore è un nostro focus: l'uso del radiocomando e non espone direttamente l'operatore a rischi indotti dall'attività lavorativa: rumore, vibrazioni, esposizione a gas di scarico, proiezione di materiali, ecc.

All the movements of the machine are proportional and can be carried out with the remote control which has a long range of action. The operator's safety is our focus: the use of the remote control does not expose the operator directly to risks induced by work: noise, vibrations, exposure to exhaust gas, flying objects, etc.

## AFFIDABILITÀ A COSTI RIDOTTI

**RELIABILITY WITH REDUCED MAINTENANCE COSTS**

Secondo le statistiche elaborate dagli enti stradali tedeschi che fanno uso delle macchine Green Climber, a parità di utilizzo, le nostre macchine garantiscono una maggiore affidabilità oltre ad un costo operativo di 1/3 inferiore rispetto ai nostri competitori.

Statistics developed by the German road authorities that use the Green Climber machines state that the MDB machines guarantee greater reliability and an operating cost 1/3 lower than our competitors (in comparison with machines in the same category).

## SISTEMA DI ATTACCO RAPIDO QUICK COUPLING SYSTEM



Il sistema di attacco rapido del Green Climber è stato studiato per garantire l'intercambiabilità degli accessori rapidamente; inoltre, è dotata di piastra idraulica multiconnessione di serie.

The Green Climber quick coupling system has been designed to guarantee a fast interchangeability of accessories; furthermore, the machine is equipped with a standard multi-connection hydraulic plate.

## PIASTRA TRASLABILE SIDE-SHIFTING PLATE

La piastra anteriore può traslare di 500mm idraulicamente + 584mm manualmente.

The front plate can side-shift 500mm hydraulically + 584mm manually.

## SOTTOCARRO CINGOLATO ALLARGABILE EXTENDABLE UNDERCARRIAGE

Sottocarro progettato per l'utilizzo in forti pendenze con sistema antideragamento del cingolo. Il suo sistema di allargamento della carreggiata di ulteriori 400 mm, che abbassa notevolmente il baricentro, permette di lavorare in totale sicurezza su a pendenza fino a 60°.

The undercarriage is designed for use on steep slopes with an anti-deragging system of the track. The extra 400mm widening system of the undercarriage, which also lowers the baricenter considerably, allows the Green Climber machine to work in complete safety on slopes up to 60°.

## MOTORIZZAZIONE ENGINE POWER

LV800 monta un motore diesel turbo intercooler common rail con consumi ridotti, una coppia alta anche a basso regime di giri; inoltre ha un sistema brevettato che garantisce la lubrificazione del motore su pendenze estreme. Il motore rispetta la normativa EPA TIER4 FINAL, oltre ad essere già pronto per lo standard EU Stage V.

LV800 is equipped with a diesel common rail turbo intercooler engine with low fuel consumption, high torque even at low rpm; moreover, it has a patented system that guarantees engine lubrication on extreme slopes. It complies with the EPA TIER4 FINAL standard and is already ready for the EU Stage V standard.

## VERRICELLO INTEGRATO INTEGRATED WINCH (OPT)



## TOSA ERBA LAWN MOWERS



## CIPPATRICE WOOD CHIPPER



## TURBONEVE SNOW BLOWER



## TRINCIA FORESTALE MDB MDB FORESTRY FLAIL



## VERSATILITÀ VERSATILITY

Green Climber è una macchina concepita per eseguire lavori di manutenzione di terreni erbosi, bordi stradali ed autostradali particolarmente scomodi o pericolosi da raggiungere. Il suo peso contenuto e la sua totale versatilità rendono Green Climber un mezzo di estrema utilità anche in altri campi di utilizzo.

Green Climber is a machine designed to carry out maintenance work on road banks and highways that are particularly inconvenient or dangerous to reach. Its low weight and total versatility make Green Climber an extremely useful and advantageous machine also for other uses.



STANDARD HI-TRACTION RAMPONI IN METALLO